

एंटी रैगिंग प्रमाण पत्र प्राप्त करने हेतु रजिस्ट्रेशन की प्रक्रिया

Step-1: पहले **antiragging.in** वेबसाइट पर जाएं।

Step-2: Undertaking पर क्लिक करके **Register** पर क्लिक करें। (जैसा कि चित्र में प्रदर्शित है)



Step-3: Register पर क्लिक करने के पश्चात् पेज में नीचे जाने पर **Standalone Institution** पर क्लिक करें (जैसा कि चित्र में प्रदर्शित है)

The screenshot shows a web browser window with the URL `antiragging.in/affidavit_registration_disclaimer.html`. The page features the 'ANTI RAGGING' logo and a navigation menu with links: Undertaking, Forms, Information, Advisory, IEC KIT, and Anti Ragging Day & Week. A red banner at the top states 'used to be in the earlier case'. Below this, text instructs users to 'from VERIFY UDERTAKING page given below by using your registered Email' and to 'Choose your Educational Institution Type (Follow ** For Help)'. Three red buttons are presented: 'College', 'Standalone Institution' (which is highlighted with a black arrow), and 'University'. Further text explains that after submitting the Undertaking Form, users will receive a 'REFERENCE NUMBER' which can be used to 'DOWNLOAD YOUR UNDERTAKING'. A list of definitions follows: '** College :- Colleges that are affiliated with any university. (Any Regular college)', '** Standalone Institution :- Institutes which are not dependent on any university.(Teacher Training, Nursing etc)', and '** University :- Universities that provide courses without any colleges. (Same as Regular Courses without any colleges.)'. At the bottom, a red button with an upward arrow is visible, and the browser's address bar shows `https://www.antiragging.in/affidavit_standalone_form.php`. The Windows taskbar at the very bottom displays various application icons and the system clock showing 12:01 PM on 7/7/2025.

Anti Ragging | Ragging in college x +

← → ↻ antiragging.in/affidavit_registration_disclaimer.html

Board Of Technical...

विश्वविद्यालय अनुदान आयोग
University Grants Commission
quality higher education for all

ANTI RAGGING

Undertaking ▾ Forms ▾ Information ▾ Advisory IEC KIT Anti Ragging Day & Week ▾

used to be in the earlier case

from VERIFY UDERTAKING page given below by using your registered Email

Choose your Educational Institution Type
(Follow ** For Help)

College Standalone Institution ← University

After successfully submission of your Undertaking Form, you will receive your **REFERENCE NUMBER**

You can use that to

- o **DOWNLOAD YOUR UNDERTAKING**

** College :- Colleges that are affiliated with any university. (Any Regular college)

** Standalone Institution :- Institutes which are not dependent on any university.(Teacher Training, Nursing etc)




** University :- Universities that provide courses without any colleges. (Same as Regular Courses without any colleges.)

↑

`https://www.antiragging.in/affidavit_standalone_form.php`

Windows taskbar: 12:01 PM 7/7/2025

Step-4: Standalone Institution पर क्लिक करने के पश्चात् **Undertaking Registration Form** खुलेगा जिसमें छात्र /छात्रा अपना विवरण भरते हुए, Institution and course detail (चित्र में प्रदर्शित विवरण के अनुसार) भरें एवं **Submit form** पर क्लिक करें ।



[Undertaking](#)
[Forms](#)
[Information](#)
[Advisory](#)
[IEC KIT](#)
[Anti Ragging Day & Week](#)
[Videos](#)


Undertaking Registration form for Standalone Institutions

Fields marked with * are Mandatory.

Student's Details

First Name *

First Name

Middle Name (optional)

Middle Name

Surname / Last Name *

Surname / Last Name

Mobile Number (+91)*

Mobile Number

Email*

Email ID

Gender *

Male

City*

City

State*

Select State

Select Nationality*

Indian

Parent / Guardian Details

Parent / Guardian Name*

Parent/Guardian name

Parent / Guardian Phone Number (+91)*

Parent phone number

Parent / Guardian Email*

Parent/Guardian Email

Parent / Guardian City*

Parent/Guardian City

Parent / Guardian State*

Select State

Parent / Guardian address*

Drag from the bottom right corner to expand

Institution and Course Details

State in which Institute is based*

UTTAR PRADESH

Institution name (Select Institution state first)*

GOVERNMENT POLYTECHNIC MAHOBA (S-3232)

Your Institute Details

College Code	S-3232
College Name	GOVERNMENT POLYTECHNIC MAHOBA

Select Institute first and then fill the following as per the Institute details

Institution Director's Name *

Mr.

Subhash Shukla

Institution Phone Number (+91)*

8887672184

Institution Landline Number (Optional)

College Landline Number

Details of the course (UG/PG/Diploma)*

Under Graduate Diploma

Name of the Course *

Name of the Course

Number of students in your class

Number of students in your class

Current year of study*

Select

Nearest Police Station to yourInstitute*

Police Chowki Mahoba

UGC Regulations

- ☒ I confirm that I have read UGC's regulations on Ragging.(To read, click on the link [ABSTRACT OF UGC REGULATIONS ON RAGGING](#))
- ☒ I confirm that I have read the judgment of the Hon. Supreme Court on prevention of Ragging.(To read, click on the link [SUMMARY OF THE JUDGMENT OF THE HON. SUPREME COURT](#))
- ☒ I promise that I will not indulge in Ragging or any form of violent behaviour. Neither will I tolerate being ragged or subjected to violence.
- ☒ I understand that if I am accused of Ragging, the responsibility is on me to prove that I am not guilty.
- ☒ I will not remain a spectator to acts of Ragging. I will report the matter immediately to my Principal/Director and/or to the Anti-Ragging Helpline at 1800 180 5522 or email to helpline@antiragging.in

Confidential Survey

Please answer these questions truthfully and honestly because this survey is totally Confidential, So no part of this survey is going to show anything to your college.

Your college will only know that you have participated in this survey

Were you ever ragged ? * ☒ No ☐ Yes

Did you ever rag anybody ? * ☒ No ☐ Yes

What is the phone number of National Anti-Ragging Helpline *

Does ragging happen in your college ? * ☒ No ☐ Mild ☐ Severe

WARNING: Please recheck your details (specially email addresses and mobile number) before submitting the form

☒ I have rechecked the form and confirm that all the details are correct.

Submit Form

Step-5: Submit Form पर क्लिक करने के पश्चात् **Reference Number** अवश्य नोट कर लें पुनः Undertaking पर क्लिक करके **Download** पर क्लिक करते हुए छात्र /छात्रा अपना एवं Parents का एंटी रैगिंग प्रमाण पत्र प्रिंट करें |

**ANTI
RAGGING**

Undertaking ▾

Forms ▾

Information ▾

Advisory

IEC KIT

Anti Ragging Day & Week ▾

Videos

 **Ministry of Education**
Government of India

Register

Download

UNDERTAKING DOCUMENT

Reference No. *

Reference Number

Email *

Registered Email ID

Mobile No. *

Registered Mobile Number

Submit